

ELEVATOR MODEL	INCLINED
IDENTITY	CAPACITY 300 - 2000Kg CAR SPEED 0.5 - 1.0 m/s TRAVEL 10 - 100m INCLINATION 15 - 75°
CAR FEATURES	0.7mm STAINLESS STEEL THICKNESS 1.25mm GALVANIZED METAL THICKNESS 6+6mm SECURIT GLASS SCRATCH AND SHOCK RESISTANT
STAND OUT FACTOR	ROUND/SQUARE/POLYGONAL SHAPE VARIETY PERIPHERAL GLASS TRANSPARENCY
CUSTOMIZATION OPTIONS	MARINE LIQUID PAINTING ENTIRETY OF RAL COLOR SYSTEM MULTI-COLOR STAINLESS STEEL SPECIAL OR PATTERNED STAINLESS STEEL FINISHINGS AIR CONDITIONING UNIT
CONFORMITY	EN 81-22



CABIN MODEL:
INCLINED


SIDEWALLS/PERIPHERALS
W4 STAINLESS STEEL



W4.1
SATIN/HL/SB/N4




W4.2
SUPER MIRROR N8



W4.12
GOLD SATIN/HL/SB/N4




W4.13
GOLD SUPER MIRROR N8



W4.22
CHAMPAGNE SATIN/HL/SB/N4




W4.23
CHAMPAGNE SUPER MIRROR N8




W4.24
LIGHT CHAMPAGNE SATIN/HL/SB/N4




W4.25
LIGHT CHAMPAGNE MIRROR N8




W4.26
BRONZE SATIN/HL/SB/N4



W4.27
BRONZE SUPER MIRROR N8



W4.30
ROSE SATIN/HL/SB/N4



W4.31
ROSE SUPER MIRROR N8



ALL RAL SHADES
AVAILABLE



HEADQUARTERS & FACTORY

POLYKASTRO
INDUSTRIAL PARK
61200 GREECE

+30 23430 54000 (T)
INFO@DOPPLER.GR (E)

ATHENS BRANCH

12 LASSANI ST.
12132 PERISTERI
ATHENS GREECE

+30 210 341 6210 (T)
INFOATH@DOPPLER.GR (E)

WWW.DOPPLER.GR (W)

THESSALONIKI OFFICE & SHOWROOM

5 GIALOPSOU EKTOROS ST.
56224 EVOSMOS
THESSALONIKI GREECE

+30 23160 10605 (T)