




Doppler
www.
doppler.gr



Doppler
Moving
with options

Cabin model

Forest
Adding dimension to
composition by way of
natural touches



CABIN MODEL	FOREST
FROM	FOUNDATIONAL LINE
IDENTITY	16mm WOOD PANELS THICKNESS 0.7mm STAINLESS STEEL THICKNESS 1.25mm GALVANIZED METAL THICKNESS
STAND-OUT FACTOR	HORIZONTAL WOOD PANELS
CUSTOMIZATION OPTIONS	VARIETY OF WOODEN SHADES AND TEXTURES
PERIPHERALS	STAINLESS STEEL CORNERS HORIZONTAL STRIPES SKIRTING
CONFORMITY	EN 81-20/50






WALLS WOODEN PANELS W7.2 P-190 CAPPUCCINO PERIPHERALS CORNERS & SKIRTING
W5.36 BLACK SATIN/HL/SB/N4 / FALSE CEILING A8.12 FC12 W5.36 BLACK SATIN/
HL/SB/N4 / HANDRAIL A5.2 HR3 W5.36 BLACK SATIN/HL/SB/N4 / FLOOR F4.2 183
STARLIGHT BLACK

CABIN MODEL:
FOREST

SIDE WALLS: W7 WOODEN PANELS


PERIPHERALS: W4 STAINLESS STEEL





W7.1
P-170 CHERRY

W7.2
P-190 CAPPUCCINO

W7.3
P-150 MELINGA GREY




W7.4
P-140 WENGE 3D




W7.5
P-180 WALNUT

W7.6
P-200 WHITE

W7.7
P-160 DARK WALNUT




W4.1
SATIN/HL/SB/N4




W4.2
SUPER MIRROR N8




W4.12
GOLD SATIN/HL/SB/N4




W4.13
GOLD SUPER MIRROR N8



W4.26
BRONZE SATIN/HL/SB/N4



W4.27
BRONZE SUPER MIRROR N8



W4.36
BLACK SATIN/HL/SB/N4



W4.37
BLACK SUPER MIRROR N8



WALLS WOODEN PANELS W7.1 P-170 CHERRY PERIPHERALS CORNERS & SKIRTING W4.1 SATIN/HL/SB/N4 / FALSE CEILING A8.12 FC12 W4.1 SATIN/HL/SB/N4 / HANDRAIL A5.3 HR4 W4.1 SATIN/HL/SB/N4 / FLOOR CUSTOM CHOICE

ONLINE CABIN DESIGNER

ENTER OUR DIGITAL TRANSIT PORT
AND EXPERIENCE THE DESIGN
ON A DIFFERENT LEVEL.



BESPOKE AND FINE LIFT
DESIGN STARTS HERE,
WITH US. GET IN TOUCH.

HEADQUARTERS & FACTORY

POLYKASTRO
INDUSTRIAL PARK
61200 GREECE

+30 23430 54000 (T)
INFO@DOPPLER.GR (E)

THESSALONIKI OFFICE & SHOWROOM

5 GIALOPSOU EKTOROS ST.
56224 EVOSMOS
THESSALONIKI GREECE

+30 23160 10605 (T)

ATHENS BRANCH

12 LASSANI ST.
12132 PERISTERI
ATHENS GREECE

+30 210 341 6210 (T)
INFOATH@DOPPLER.GR (E)

WWW.DOPPLER.GR (W)